

Scaled data based on original data using
LM-79-08 Approved Method: Electrical and Photometric Measurements of Solid-
State Lighting Products

Test Report Prepared for
Cooper Lighting Solutions
(formerly Eaton)

Brand: STREETWORKS

Report Number: P193117

Luminaire Tested: **GAN-AF-09-LED-U-T2-7030-ADJ**

Issue Date: 3/3/2020

Test Information

Test Method: LM-79-08
Report Number: P193117
TEST IS SCALED FROM IESNA LM-79-08 TEST DATA (P24139)
Test Lab: INNOVATION CENTER P2
Issue Date: 3/3/2020
Manufacturer: COOPER LIGHTING SOLUTIONS (FORMERLY EATON)
Product Line: STREETWORKS
Catalog Number: GAN-AF-09-LED-U-T2-7030-ADJ
Description: GALLEON AREA AND ROADWAY LUMINAIRE
(9) 70 CRI, 3000K, 1050mA LIGHTSQUARES WITH 16 LEDS EACH AND TYPE II OPTICS
Light Source: -
Ballast/Driver: ELECTRONIC DRIVER

Summary

Lumens per Lamp: N/A
Luminaire Lumens: 50506.2 lumens
Efficiency: N/A
Efficacy: 100.8 lumens/watt
Luminous Opening: Rectangular (W 2.5' x L: 1' x H: 0')
IES Classification: Type II - Medium - Full Cutoff
BUG Rating: B4 - U0 - G5

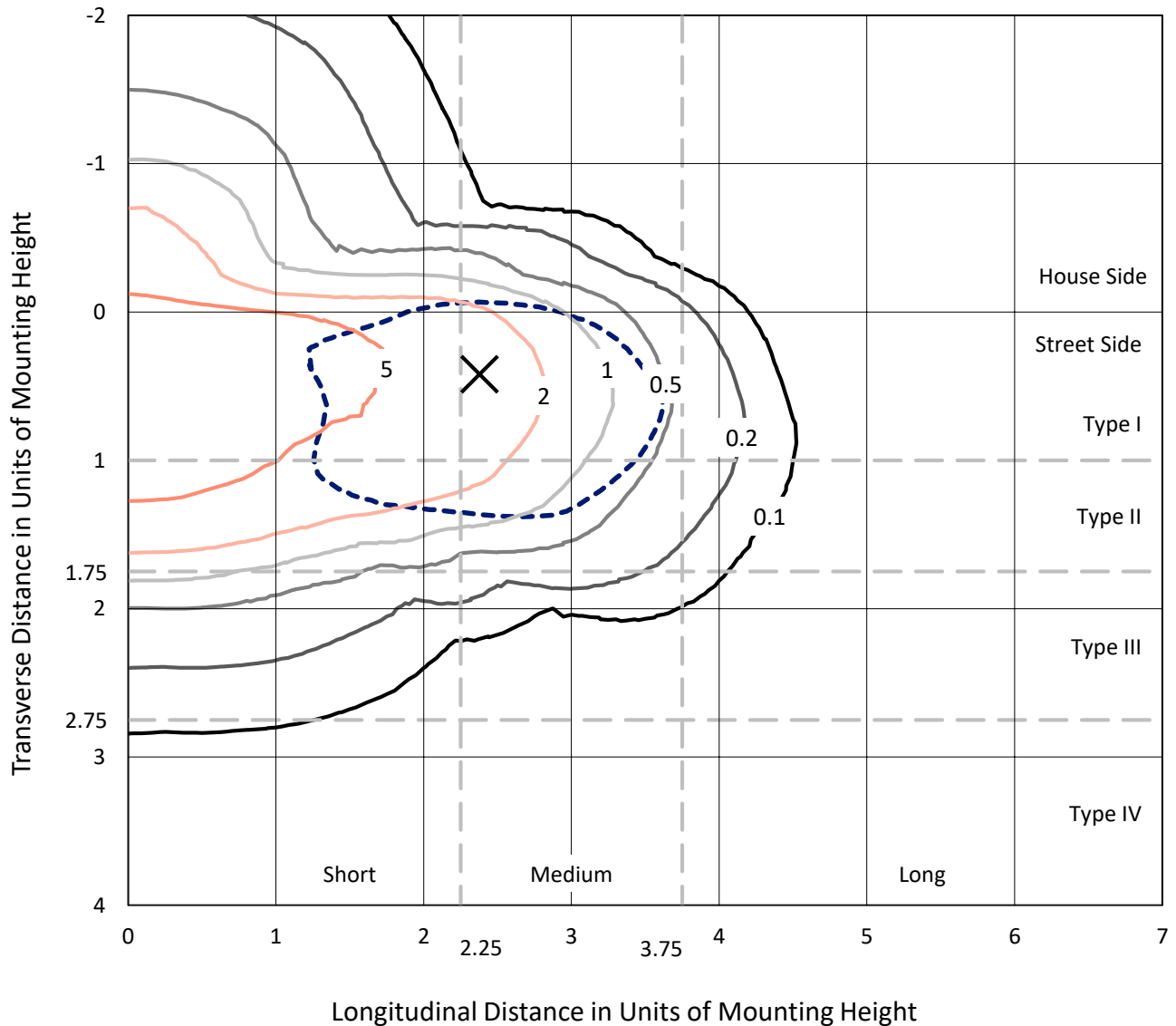
Input Watts (W): 501
Input Voltage (V): NR
Input Current (Ain): NR
Voltage Rise (V): NR
Power Factor: NR
Total Harmonic Distortion (THDi): NR
Frequency (hertz): 60
Stabilization Time: NR
Operation Time: NR
Ambient Temperature (°C): NR
Test Distance: 28.75 FT



REPORT NUMBER: P193117
 CATALOG NUMBER: GAN-AF-09-LED-U-T2-7030-ADJ

Iso-Footcandle Lines of Horizontal Illumination

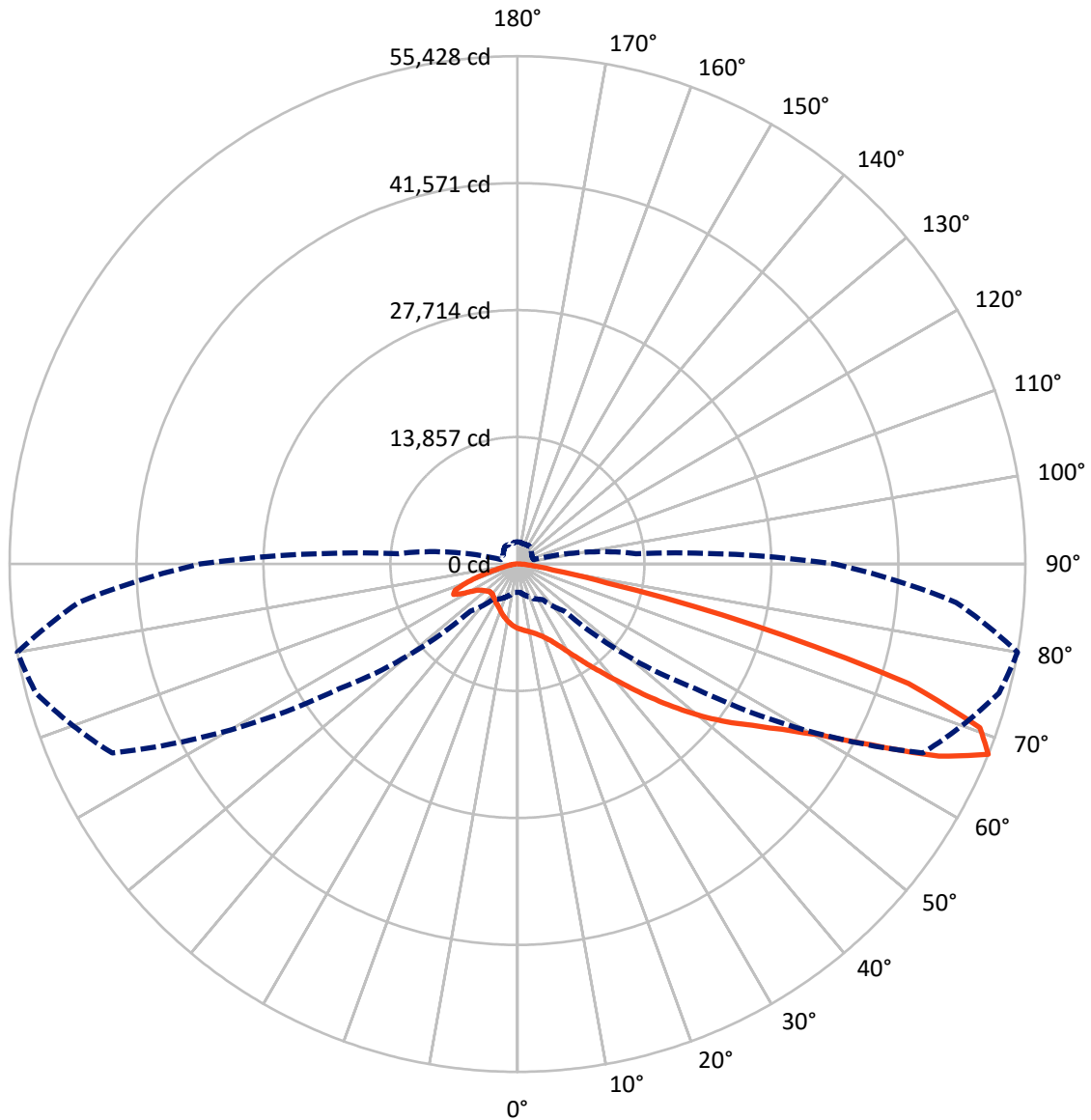
× Max cd
 - - - 1/2 Max cd



Based on 30 foot mounting height. Maximum calculated value = 9.5 fc
 Type II - Medium - Full Cutoff

REPORT NUMBER: P193117
CATALOG NUMBER: GAN-AF-09-LED-U-T2-7030-ADJ

Luminous Intensity Polar Plot



— Vertical Plane Through 80-Deg Lateral - - - Horizontal Cone Through 67.5-Deg Vertical



REPORT NUMBER: P193117

CATALOG NUMBER: GAN-AF-09-LED-U-T2-7030-ADJ

FLUX DISTRIBUTION:

		Downward	Upward	Total
House Side	Lumens	9301.3	0.0	9301.3
	% Fixture	18.4	0.0	18.4
Street Side	Lumens	41204.9	0.0	41204.9
	% Fixture	81.6	0.0	81.6
Total	Lumens	50506.2	0.0	50506.2
	% Fixture	100.0	0.0	100.0

Coefficient of Utilization

ZONAL LUMENS:

Zone	Lumens	% Fixture
0°-10°	647.3	1.3
10°-20°	1864.6	3.7
20°-30°	3086.3	6.1
30°-40°	5048.4	10.0
40°-50°	8151.1	16.1
50°-60°	11767.8	23.3
60°-70°	12986.5	25.7
70°-80°	5986.0	11.9
80°-90°	968.2	1.9
90°-100°	0.0	0.0
100°-110°	0.0	0.0
110°-120°	0.0	0.0
120°-130°	0.0	0.0
130°-140°	0.0	0.0
140°-150°	0.0	0.0
150°-160°	0.0	0.0
160°-170°	0.0	0.0
170°-180°	0.0	0.0
0°-90°	50506.2	100.0
0°-180°	50506.2	100.0



REPORT NUMBER: P193117

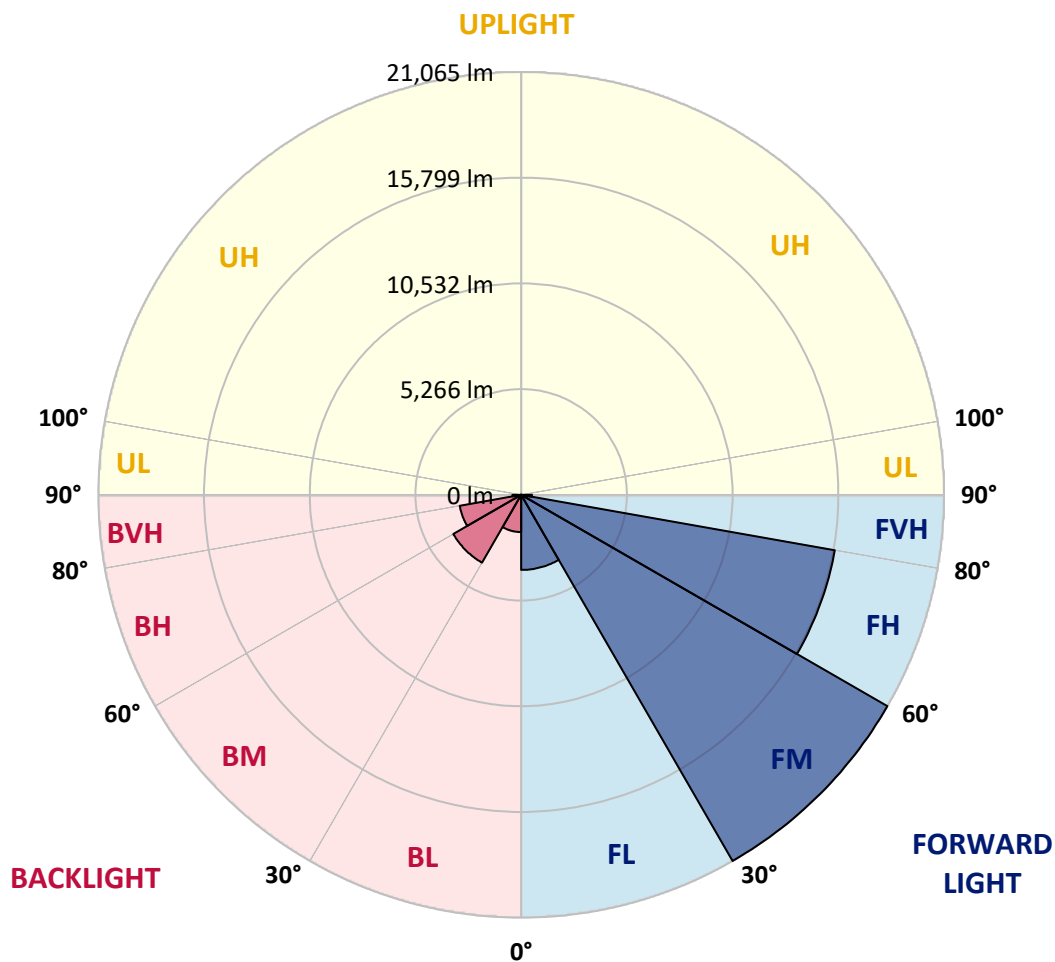
CATALOG NUMBER: GAN-AF-09-LED-U-T2-7030-ADJ

LUMINAIRE CLASSIFICATION SYSTEM LUMEN TABLE AND BUG RATING:

Zone		Lumens	% Fixture	Zone Rating/Lumen Limit		
				B	U	G
FL	(0°-30°)	3742.4	7.4			
FM	(30°-60°)	21064.8	41.7			
FH	(60°-80°)	15865.3	31.4			G5
FVH	(80°-90°)	532.3	1.1			G4/750
BL	(0°-30°)	1855.7	3.7	B3/2500		
BM	(30°-60°)	3902.5	7.7	B3/5000		
BH	(60°-80°)	3107.2	6.2	B4/5000		G4/5000
BVH	(80°-90°)	435.9	0.9			G3/500
UL	(90°-100°)	0.0	0.0		U0/0	
UH	(100°-180°)	0.0	0.0		U0/0	

BUG Rating: B4-U0-G5

Type II Medium





REPORT NUMBER: P193117
 CATALOG NUMBER: GAN-AF-09-LED-U-T2-7030-ADJ

CANDELA DISTRIBUTION (FULL):

	0°	5°	15°	25°	35°	45°	55°	65°	75°	80°	85°
0°	7016.7	7016.7	7016.7	7016.7	7016.7	7016.7	7016.7	7016.7	7016.7	7016.7	7016.7
2.5°	7675.7	7630.8	7638.5	7626.0	7588.7	7524.0	7454.4	7327.6	7195.9	7126.2	7071.5
5°	8317.2	8304.8	8287.4	8247.6	8153.0	8018.9	7852.3	7628.5	7387.2	7260.5	7138.6
7.5°	8797.1	8789.6	8767.3	8742.4	8650.4	8488.8	8237.6	7919.3	7568.7	7394.6	7205.7
10°	8836.9	8849.4	8866.7	8933.8	8946.2	8859.3	8603.2	8217.7	7757.7	7534.0	7292.7
12.5°	8498.7	8526.0	8593.2	8764.8	8946.2	9053.2	8921.4	8531.1	7978.9	7708.0	7402.2
15°	8051.1	8066.1	8148.1	8384.3	8710.0	9040.7	9165.1	8876.7	8265.0	7931.7	7566.3
17.5°	7859.7	7867.1	7924.3	8081.1	8384.3	8856.8	9301.8	9252.1	8615.5	8210.3	7767.7
20°	7762.8	7780.2	7862.2	8016.4	8207.8	8620.5	9321.7	9657.4	9033.3	8558.4	8021.3
22.5°	8038.7	8031.2	8061.0	8138.1	8299.8	8548.5	9306.8	10075.2	9565.4	9005.9	8352.0
25°	8682.8	8710.0	8657.8	8570.9	8623.1	8797.1	9386.4	10527.6	10231.8	9580.3	8784.7
27.5°	9600.2	9572.9	9495.7	9291.9	9185.0	9259.6	9649.9	11015.0	11059.8	10336.2	9356.5
30°	10515.2	10492.8	10418.2	10169.7	9950.8	9888.6	10162.1	11574.5	12046.9	11243.8	10057.8
32.5°	11465.0	11440.2	11370.6	11121.9	10858.4	10714.2	10890.6	12220.9	13210.5	12327.8	10883.2
35°	12636.2	12589.0	12442.2	12096.6	11838.0	11726.1	11808.2	13034.0	14553.3	13610.9	11885.2
37.5°	13737.7	13809.9	13660.5	13183.2	12847.5	12807.7	12899.7	14026.0	16000.4	15045.5	13036.5
40°	14844.2	14856.5	14722.3	14332.0	13986.3	13921.7	14152.9	15229.5	17708.5	16761.3	14436.3
42.5°	15987.9	16012.8	15786.6	15426.0	15172.4	15184.8	15448.3	16639.3	19667.9	18782.6	16047.6
45°	17343.0	17380.3	17131.7	16659.3	16428.0	16893.0	16783.6	18220.7	21816.2	21080.2	17897.5
47.5°	18760.4	18817.5	18628.4	18185.9	17897.5	18536.5	18118.8	19973.6	24128.6	23544.3	19928.9
50°	19533.6	19615.7	19799.6	19767.3	19705.1	19598.3	19608.2	21853.5	26513.1	26110.2	22017.6
52.5°	19118.4	19115.9	19787.2	20602.8	21473.0	21537.7	21423.3	23835.1	28740.9	28619.2	23984.4
55°	17218.7	17347.9	18365.0	19943.8	22320.9	23805.3	24143.4	26105.4	30929.0	31070.7	25981.0
57.5°	14055.9	14162.8	15535.3	17735.8	21177.1	25153.0	28012.4	29404.8	33375.7	34037.1	28639.0
60°	9533.1	9662.4	11116.9	13760.0	18098.9	24402.1	31694.8	35292.7	36304.7	37809.0	32368.7
62.5°	5601.9	5718.8	6904.8	8680.2	12743.1	20913.6	33311.1	43669.7	40956.9	43500.6	38057.7
65°	3856.6	3936.1	4513.0	5403.1	7322.7	14085.8	31306.9	49453.2	48115.4	50552.2	44654.3
67.5°	3103.1	3093.1	3550.7	4157.4	4714.3	7262.9	23673.5	48799.2	54411.1	55428.1	48078.1
70°	2556.1	2546.2	2856.9	3359.1	3766.9	4090.2	12894.8	41180.7	53128.1	53540.9	44925.3
72.5°	2138.3	2148.2	2347.2	2720.2	3090.6	3080.7	5666.6	28969.6	41794.8	44649.3	35812.5
75°	1805.2	1810.1	1942.0	2205.5	2508.8	2481.5	3073.3	15694.5	24295.1	26281.9	19851.9
77.5°	1536.6	1541.6	1626.1	1772.8	1989.2	1979.2	2242.8	6780.5	10134.8	10010.5	6790.5
80°	1370.0	1370.0	1409.8	1437.2	1556.5	1511.7	1663.5	3257.2	4284.2	3956.0	2710.2
82.5°	1074.1	1079.2	1322.8	1312.9	1225.8	1168.6	1168.6	1919.5	2270.1	2098.6	1586.3
85°	604.2	601.7	852.9	1029.4	1079.2	823.0	815.5	1074.1	1235.7	1089.1	768.3
87.5°	258.6	263.6	395.3	457.5	611.7	512.2	504.8	554.5	629.2	544.5	355.5
90°	0.0	0.0	0.0	0.0	0.0	0.0	0.0	0.0	0.0	0.0	0.0



REPORT NUMBER: P193117
 CATALOG NUMBER: GAN-AF-09-LED-U-T2-7030-ADJ

CANDELA DISTRIBUTION (continued):

	90°	95°	105°	115°	125°	135°	145°	155°	165°	175°	180°
0°	7016.7	7016.7	7016.7	7016.7	7016.7	7016.7	7016.7	7016.7	7016.7	7016.7	7016.7
2.5°	7019.3	6954.6	6812.9	6636.3	6477.2	6372.8	6278.2	6141.6	6149.0	6054.5	5984.9
5°	7014.3	6880.0	6551.8	6161.4	5786.0	5515.0	5311.1	5127.1	5082.3	4995.4	4943.1
7.5°	7019.3	6800.4	6248.4	5624.3	5159.4	4816.2	4642.2	4545.3	4522.9	4493.1	4495.5
10°	7036.7	6728.4	5915.3	5122.1	4634.8	4408.5	4366.2	4396.0	4430.9	4440.9	4443.2
12.5°	7076.5	6663.7	5549.8	4674.5	4306.6	4237.0	4309.0	4411.1	4478.1	4510.4	4507.9
15°	7166.0	6614.0	5199.2	4323.9	4125.1	4162.3	4296.6	4440.9	4537.7	4582.6	4585.1
17.5°	7262.9	6541.9	4838.6	4055.3	3990.8	4085.2	4251.9	4420.9	4540.3	4590.0	4600.0
20°	7389.7	6452.3	4460.7	3854.0	3864.0	3970.9	4127.5	4296.6	4428.4	4470.7	4490.5
22.5°	7556.4	6355.4	4130.0	3689.9	3719.7	3801.7	3923.6	4070.4	4184.7	4204.7	4222.0
25°	7780.2	6250.9	3866.4	3540.8	3553.1	3600.4	3682.5	3769.5	3848.9	3826.7	3844.1
27.5°	8081.1	6161.4	3670.0	3404.0	3381.6	3391.5	3433.8	3461.2	3503.4	3441.2	3448.8
30°	8434.0	6064.4	3518.3	3284.7	3222.5	3205.0	3215.0	3229.9	3262.3	3177.7	3165.2
32.5°	8844.3	5947.6	3376.6	3180.2	3093.1	3058.3	3063.3	3103.1	3227.4	3175.2	3147.9
35°	9321.7	5815.9	3227.4	3065.9	3006.2	2956.4	2951.4	3075.7	3446.2	3414.0	3389.0
37.5°	9881.2	5684.0	3078.3	2936.5	2941.5	2886.7	2869.3	3011.0	3488.5	3361.7	3344.3
40°	10592.2	5614.4	2951.4	2799.8	2861.9	2854.4	2819.7	2891.8	3210.0	2978.7	2948.9
42.5°	11472.6	5624.3	2856.9	2653.1	2767.4	2847.0	2792.3	2794.8	2909.1	2735.1	2707.8
45°	12559.2	5741.2	2789.8	2536.2	2660.5	2839.5	2782.4	2742.5	2752.5	2660.5	2645.6
47.5°	13827.2	5982.4	2742.5	2439.2	2558.6	2812.3	2779.9	2727.6	2705.3	2655.5	2643.1
50°	15237.0	6333.0	2707.8	2347.2	2466.5	2767.4	2782.4	2712.7	2687.9	2668.0	2660.5
52.5°	16621.9	6733.3	2655.5	2267.6	2394.4	2712.7	2789.8	2697.8	2670.4	2655.5	2648.1
55°	18166.1	7233.1	2576.0	2200.5	2334.8	2643.1	2789.8	2675.4	2645.6	2648.1	2645.6
57.5°	20252.2	8041.2	2481.5	2143.3	2262.6	2558.6	2742.5	2650.5	2613.3	2615.7	2618.3
60°	23511.9	9465.9	2367.1	2086.1	2173.1	2459.1	2678.0	2595.9	2558.6	2568.4	2571.0
62.5°	28305.8	11557.0	2218.0	2001.6	2078.6	2352.2	2588.4	2526.3	2488.9	2513.8	2513.8
65°	33288.7	13402.0	2034.0	1894.7	1979.2	2235.3	2476.5	2439.2	2401.9	2459.1	2456.5
67.5°	34628.8	12989.3	1849.9	1777.8	1879.8	2106.1	2342.2	2322.3	2302.4	2401.9	2396.9
70°	30762.4	10428.1	1680.9	1658.4	1770.3	1966.7	2198.1	2198.1	2185.6	2260.1	2242.8
72.5°	23437.3	7394.6	1519.2	1531.7	1646.0	1815.2	2041.4	2058.8	2038.9	2076.2	2061.2
75°	12546.7	4231.9	1357.6	1392.4	1491.8	1661.0	1867.4	1884.7	1872.2	1869.9	1877.3
77.5°	4169.8	2068.8	1188.5	1243.3	1330.2	1501.8	1685.9	1713.1	1683.3	1678.3	1675.8
80°	1857.4	1300.4	1002.0	1074.1	1151.3	1320.3	1494.3	1516.7	1484.4	1529.2	1471.9
82.5°	1193.5	855.4	803.2	882.7	957.3	1138.8	1302.9	1307.9	1278.0	1484.4	1265.7
85°	579.3	529.6	604.2	676.4	741.0	895.2	1079.2	1081.5	1007.1	917.4	885.2
87.5°	288.5	308.3	402.8	467.4	499.8	614.1	785.7	770.9	738.5	671.3	619.2
90°	0.0	0.0	0.0	0.0	0.0	0.0	0.0	0.0	0.0	0.0	0.0

(END OF REPORT)